

The Graduate Visual Culture Association of Queen's University

Context and Meaning XVII: Complete Imperfection

We are pleased to announce the 17th annual *Context & Meaning* Graduate Student Conference, taking place at Queen's University, Kingston, Ontario, from **Friday, February 2nd to Saturday, February 3rd 2018**. We are seeking papers that address this year's theme, "Complete Imperfection." The conference will provide an inclusive and broadly defined forum that facilitates academic discussion while encompassing an abundant range of topics. In choosing this intentionally multi-disciplinary theme we would like to encourage discussion about pushing imperfection, impermanence, and ephemerality within Visual Culture Studies.

Some potential themes and ideas to consider may include:

- What does 'finished' mean? When is a work finished? When does it fail?
- Collaborative practices, 'hidden' voices in scholarly practices
- Absence/Presence
- Impermanent, ever-changing, in-flux art
- Art conservation versus restoration
- Imperfect society, failed Utopias
- The unattainability of ideal human beauty
- Nature as an artistic model, ideals of femininity and masculinity
- Technology in art and its limitations
- Critiquing the canon or hegemonic narratives, alternatives to Euro-American ideals of perfection, debunking the artistic genius

We encourage applications from graduate students working in Art History, Art Conservation, Studio Art, Digital Humanities, Cultural Studies, Museum Studies, Religious Studies, Gender Studies and students from various Humanities fields whose research responds to this year's theme. This conference is open to both historical and contemporary topics. Submissions are welcome from current graduate students, as well as those who have completed their graduate studies within the last year. We seek to assemble a diverse group of scholars in order to foster interdisciplinary discussions. Presenters will be allotted 20 minutes to deliver their papers, followed by a 10-minute discussion period. A poster session on the conference theme, featuring complete and incomplete research, will also be held during the conference; please see the attached sheet if you would like more information on how to create an academic poster.

If you are interested in speaking, performing or submitting a poster at Context and Meaning XVII, please email an abstract of no more than 300 words with the title of your paper, along with a separate document that includes a 250-word bio, to gvca@queensu.ca. Please ensure that your name and the title of your paper are included in your letter of introduction and on your abstract. The deadline to submit an abstract will be: **Wednesday, November 8th 2017**. Thank you to all who apply!

GRADUATE STUDENT CONFERENCE COMMITTEE






Kate Hutton, Isabel Luce, Emily Smith, Rachael Havens
gvca@queensu.ca

Graduate Visual Culture Association

Department of Art, Ontario Hall
Queen's University
Kingston, ON K7L 3N6 Canada



Anatomy of an Academic Poster

 University Logo	<h1>Title of Research Project</h1> <h2>Author's name</h2>	
Abstract _____ _____ _____ _____ _____ _____ _____	_____ _____ _____ _____ 	_____ _____ _____ _____ _____ _____ _____ _____
Introduction _____ _____ _____ _____ _____ _____ _____	Subtitle _____ _____ _____ _____ _____ _____ _____	Conclusion _____ _____ _____ _____ _____ _____ _____
	Subtitle _____ _____ _____ _____ _____ _____ _____	Bibliography _____ _____ _____ _____ _____ _____ _____
		 Funding Logo
		 Funding Logo

Elements of an Academic Poster

Title: Appears at the top of the poster, must be readable from a distance to draw in your audience

Text: Must be readable from two feet away (no smaller than 25 pt. font), approximately 1500 words. Compose your text in Word first and then copy and paste it into your poster template. Include an abstract. Use the introduction to set up your research, develop the story in the main text and conclude with future research opportunities. Break up information into sub-sections to allow for easy reading.

Images: High-quality, must be referenced in the text

References: Choose key sources to share with your audience

Other: Include the logo of your university and acknowledge your funder(s) where applicable

How to Create an Academic Poster

- Posters can be created in PowerPoint
- To format your poster, go to File → Page Setup. Enter the following dimensions: 24 inches by 36 inches or 61 cm by 91.4 cm.
- Academic posters are displayed in a landscape format
- The poster can be configured in any way, but a three-column approach is common (see above)

More Information

Academic Poster Tutorial:

http://library.queensu.ca/qlc/video/Academic_Posters/Academic_Posters.htm

Information Sheet for Posters:

<http://www.queensu.ca/stlhe2014/program/posterchocolate-festival/information-sheets-posters>